




# SYLLABUS

SESSION – 2020-21

CLASS –NURSERY

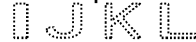
ENGLISH

## [BOOK - ALPHABET GARDEN]

|              |                     |  |
|--------------|---------------------|--|
|              | Book                | Learn with me A B C Express  |
|              | Book                | Just write capital letters   |
|              | Book                | Favourite Rhymes   |
| <b>March</b> | Story               | The hare and the tortoise (Page no. 20-21)   |
|              | Concept             | up-down  |
|              | Colour Recognition  | Red  |
|              | Season              | Spring   |
|              | Recitation          | Johny Johny yes Papa (Page no. 2,3)  |
|              | Tracing             | Page no. 2 to 5 (from writing book)  |
|              |                     |                    |
|              | Oral                | Recognition of alphabets A to D with the help of smart classes                                       |
| <b>April</b> | Story               | Same as above  |
|              | Colour Recognitions | White  |
|              | Season              | Spring   |
|              | Recitation          | Twinkle, Twinkle Little Star (Page no. 4)  |
|              | Concept             | Big – Small  |
|              | Oral                | A to D Recognition of the letters with the help of book and audio visual (smart class) Page no. 2-5  |
|              |                     |                  |
| <b>May</b>   | Story               | Monkey and the cap seller  |
|              | Colour Recognition  | green  |
|              | Season              | Summer   |
|              | Recitation          | Rain, Rain Go away Page no. 5  |
|              | Oral                | E to H Recognition of the letters (Page no. 6-9)   |
|              | Written             | Trace and write Page no. 14 to 21 along with the exercises given in Page no. 22 and 23               |
|              | Concept             | black and white  |
| <b>July</b>  |                     | Revision for 1 <sup>st</sup> Term with the help of audio visual (TATA SMART CLASS)                   |

**NOTE- Refer to all the work done in book note books and work sheets.**

### 2<sup>nd</sup> Term Assessment Syllabus

|                  |                    |   |
|------------------|--------------------|---|
| <b>July</b>      |                    | Let's Shout I'm So Happy (Poem)   |
| <b>August</b>    | Story              | The greedy dog (Page no. 22-23)   |
|                  | Colour Recognition | Orange  |
|                  | Season             | Rainy   |
|                  | Recitation         | Humpty Dumpty (Page no. 6-7) Bless my home (Page no. 8)   |
|                  | Oral               | Recognition of the letters I to L with the help of smart class  |
|                  | Written            | Trace and write (Page no. 24 to 31)  |
|                  | Concept            | in-out  |
| <b>September</b> | Story              | Sugar land  |
|                  | Colour Recognition | Pink  |
|                  | Season             | Rainy   |
|                  | Recitation         | I' am a little tea pot (Page no. 9)<br>Lucy Locket (Page no. 10-11)   |
|                  | Oral               | Recognition of the letters M to P with the help of book and smart class   |

Written Trace and write (Page no. 32 to 39)

M N O P

Concept fast – slow  
Dry – wet

**October** Revision for 2<sup>nd</sup> Term with the help of smart class.

**NOTE:- Refer to all the work done in the course book, Notebook and Worksheet**

**3<sup>rd</sup> Term Assessment Syllabus**

|                |   |  |
|----------------|---|--|
| <b>October</b> | Story<br>Colour<br>Season<br>Recitation<br>Oral | Little red riding hood<br>purple<br>winter<br>Ring a Ring O’ Roses Page no. 12<br>Recognition of alphabets A to P letter games and picture talk with the help of smart class |
|----------------|---|--|


|                 |   |  |
|-----------------|---|--|
| <b>November</b> | Story<br>Colour Recognition<br>Season<br>Recitation<br><br>Oral<br>Written<br>Concept | Honest wood cutter<br>Yellow<br>Winter<br>What I can do (Page no. 13)<br>One, Two, Buckle My shoe (Page no. 14-15)<br>Read aloud letters O to T (Page no. 18-21)<br>Trace and write (Page no. 40 to 49)<br>Fat – Thin<br>Q R S T |
|-----------------|---|--|

|                 |   |  |
|-----------------|---|--|
| <b>December</b> | Story<br>Colour Recognition<br>Season<br>Recitation<br>Oral<br>Written<br><br>Concept | Forgiving others<br>Red<br>Winter<br>Little Miss Muffet (Page no. 16)<br>Read aloud letters U to X (Page no. 22-25)<br>Trace and write (Page no. 50-57)<br>U V W X<br>hot – cold |
|-----------------|---|--|

|                |  |   |
|----------------|--|---|
| <b>January</b> | Story<br>Colour Recognition<br>Season<br>Recitation<br><br>Oral<br><br>Written | Golden egg<br>Golden and silver<br>winter<br>Kitty Cat, Kitty Cat (Page no. 17)<br>Rooster A Doodle Doo (Page no. 18-19)<br>Lets talk about letters<br>Y and Z (Page no. 26-27)<br>And (Page no. 28-29)<br>Trace and write 58 to 61<br>Y Z<br>Revision Time (Page no. 63)<br>Write the letters from A to Z (Page no. 63)<br>Join The dots (Page no. 64) |
|----------------|--|---|

**February** Revision for 3<sup>rd</sup> Term with the help of book page no. 28 and 29 and the revision of some general topics given in Page no. 30 to 32 with the help of audio visual (TATA SMART CLASSES)

**Note : Refer to all the work done in the course book, Notebook and Worksheet**



**HINDI**

|      |  |
|------|--|
| Book | ejh i gyh v vk b                           |
| Book | l kQ & l kQ fy [kks v {kj} y {ku}          |
| Book | ykdfi z; cky xhr A                         |
| Book | vk/vks i < \$ v {kj} l h [ks v {kj} vk/kkj |

**1<sup>st</sup> Term Assessment Syllabus**

|   |                    |                           |                   |
|---|--------------------|---------------------------|-------------------|
| <b>March</b>  | Recitation         | ge l c cPps gS uknu       | (Pg. No. 2)       |
|   | dgkuh              | vaxj [kV/s gā             | (Pg. No. 20-21)   |
|   | j {k/vka dk vH; kl |                           | (Pg. No. 2)       |
| <b>April</b>  | Recitation         | eNyh ty dh jkuh gS        | (Pg. No. 3)       |
|   |                    | n {kks cPpka > .Mk l; kjk | (Pg. No. 4 to 5)  |
|   | Oral               | v l sbz                   | (Pg. No. 2 to 5)  |
|   | Written            | Vā dhft, v {kj} fyf [k,   | (Pg. No. 3 to 6)  |
| <b>May</b>  | Recitation         | e {uk dh ek {j ds vanj    | (Pg. No. 6-7)     |
|   | Oral               | v {kj m l s _ dh i gpku   | (Pg. No. 6-8)     |
|   | Written            | Vā dhft, v {kj} fyf [k,   | (Pg. No. 7 to 10) |
| <b>July</b>   | Recitation         | gkFkh jktk                | (Pg. No. 8)       |
| <b>Revision of first term with the help of book note book and audio visual (Tata Smart Class)</b> |                    |                           |                   |
| <b>Note → Refer to all the work done in book, note book and work sheet</b>                        |                    |                           |                   |

**2<sup>nd</sup> Term Assessment Syllabus**


|  |            |   |                    |
|--|------------|---|--------------------|
| <b>July</b>  |            | vk/vks l h [ka v] vk by smart class     |                    |
| <b>August</b>  | Recitation | ckny l; kjs ckny vk/vks u               | (Pg. No. 9)        |
|  |            | pfq; k jkuh                             | (Pg. No. 10-11)    |
|  | dgkuh      | ll kl k dks/k                           | (Pg. No. 22 to 24) |
|  | Oral       | v {kj , l s vks dh i gpku               | (Pg. No. 9 to 11)  |
|  | Written    | Vā dhft, v {kj} fyf [k,                 | (Pg. No. 11 to 13) |
| <b>September</b>   | Recitation | ejk ?kj                                 | (Pg. No. 12)       |
|  |            | cnj ekek                                | (Pg. No. 13)       |
|  | Oral       | v {kj vks l s v % dh i gpku             | (Pg. No. 12 to 14) |
|  |            | vH; kl pg. no. 15 v {kj} 16 ds l kfk    |                    |
| <b>October</b>   |            | <b>Revision for 2<sup>nd</sup> Term</b> |                    |
| <b>Revision of first term with the help of book, note book and audio visual (Tata Smart Class)</b> |            |   |                    |

(Note: Refer to all the work done in the course book, notebook and worksheet)

**3<sup>rd</sup> Term Assessment Syllabus**

|                 |  |   |                    |
|-----------------|--|---|--------------------|
| <b>October</b>  | Recitation   | xn  | (Pg. No. 14 to 15) |
|                 |  | ?kMh  | (Pg. No. 20)       |
|                 |  | 1/2 ejh i gyh v vk b l 1/2                                    |                    |
| <b>November</b> | Recitation   | vk/vks i < \$ v {kj} l h [ka v {kj} d                         |                    |
|                 |  | Ne Ne Ne  | (Pg. No. 16)       |
|                 | Oral   | fi TTK  | (Pg. No. 22)       |
|                 | Written  | [k x from vk/vks i < \$ v {kj} l h [ks v {kj} vk/kkj          |                    |
|                 |  | Vā dhft, v {kj} fyf [k,                                       | (Pg. No. 18 to 20) |
| <b>December</b> | Recitation   | mi ou   | (Pg. No. 17)       |
|                 | Oral   | ?k M p from vk/vks i < \$ v {kj} l h [ks dhft, v {kj} fyf [k, |                    |
|                 | Written  | Vā dhft, v {kj} fyf [k,                                       | (Pg. No. 21 to 24) |
| <b>January</b>  | Recitation   | 'kj   | (Pg. No. 18 - 19)  |
|                 | Oral   | N t Hk from vk/vks i < \$ v {kj} l h [ks v {kj} Kku           |                    |
|                 | Written  | Vā dhft, v {kj} fyf [k,                                       | (Pg. No. 25 to 27) |
| <b>February</b> | <b>Revision for 3<sup>rd</sup> Term with the help of work sheets books and note books.</b> |   |                    |
|                 | Oral   | v {kj ~ from vk/vks i < \$ v {kj} l h [ks v {kj} Kku          |                    |
|                 | Written  | Vā djs v {kj} l h [ks   | (Pg. No. 28 to 29) |

(Note: Refer to all the work done in the course book, notebook and worksheet)



**SCIENCE**  
[BOOK – PICTURE ALBUM]

**1<sup>st</sup> Term Assessment Syllabus**

|              |   |   |                   |
|--------------|---|---|-------------------|
| <b>March</b> | Topic   | Meet Me   | (Pg. No. 3)       |
|              |   | Explanation of the chapter with the help of book and audio visual |                   |
| <b>April</b> |   | My Face   | (Pg. No. 4 and 5) |
|              |   | My Body   | (Pg. No. 6 and 7) |
|              | Oral and written with the help of book and smart classes                                |   |                   |
| <b>May</b>   | Topic   | My Family   | (Pg. No. 8)       |
|              |   | Pet Animals   | (Pg. No. 9)       |
|              | Explanation of the chapters and the exercises to be done with the help of smart classes |   |                   |
| <b>July</b>  | Topic   | My Toys   | (Pg. No. 10, 11)  |
|              | Revision of first term and the chapter to be done with the help of smart classes        |   |                   |

**Note: Refer to all work done in book note book and work sheet.**

**2<sup>nd</sup> Term Assessment Syllabus**


|                  |   |   |                   |
|------------------|---|---|-------------------|
| <b>July</b>      |   | Name any Five Animals                   |                   |
| <b>August</b>    | Topic   | Farm Animals                            | (Pg. No. 12 - 13) |
|                  |   | Birds                                   | (Pg. No. 14 - 15) |
| <b>September</b> | Topic   | Fruits                                  | (Pg. No. 16 - 17) |
|                  |   | Vegetables                              | (Pg. No. 18-19)   |
|                  | Explanation of the above chapters with the help of book and smart classes |   |                   |
| <b>October</b>   |   | <b>Revision for 2<sup>nd</sup> Term</b> |                   |

**Note: Refer to all the work done in note books and work sheet.**

**3<sup>rd</sup> Term Assessment Syllabus**



|                 |   |   |                   |
|-----------------|---|---|-------------------|
| <b>October</b>  | Topic   | Flowers                                 | (Pg. No. 20 - 21) |
| <b>November</b> | Topic   | Food                                    | (Pg. No. 22 - 23) |
|                 |   | Our Helpers                             | (Pg. No. 24 - 25) |
| <b>December</b> | Topics  | Clothes we Wear                         | (Pg. No. 26 - 27) |
|                 |   | Means of transport                      | (Pg. No. 28 - 29) |
| <b>January</b>  | Topics  | Colours                                 | (Pg. No. 30 - 31) |
|                 |   | Our Festivals                           | (Pg. No. 32)      |
|                 | Explanation of the above chapters with the help of book and smart classes |   |                   |
| <b>February</b> |   | <b>Revision for 3<sup>rd</sup> Term</b> |                   |

**Note: Refer to all the oral and written work to be done with the help of smart classes in note books and worksheets**



**MATHEMATICS**  
[BOOK – SPARKLING NUMBER BOOK]  
[BOOK – WRITING SKILLS]

**1<sup>st</sup> Term Assessment Syllabus**

|              |             |  |
|--------------|-------------|--|
|              | <b>Book</b> | <b>Number book 1 to 50</b>   |
| <b>March</b> | Oral        | Numeral 1 (Pg. No. 2, 3)   |
|              | Written     | Read aloud with correct pronunciation<br>Trace the Strokes with the help of book and smart class |
|              |             |               |
| <b>April</b> | Oral        | Numeral 2 to 5 (Pg. No. 4 to 11)   |
|              | Written     | Read aloud with correct pronunciation<br>Trace the strokes                                       |
|              |             |              |
|              |             | With the help of smart class   |

**May** Oral Numeral 6 to 10 (Pg. No. 12 to 22)  
Written Read aloud with the help of audio visual  
Trace the strokes



**July** **Revision of 1<sup>st</sup> Term**

**Note: Refer to all the work done in book, notebook & worksheet**


**2<sup>nd</sup> Term Assessment Syllabus**

**July** Revise Numerals with the help of Audio and Visual

**August** Oral Numeral 11 to 20 (Pg. No. 23 to 33)  
Written Read aloud with correct pronunciation with the help  
of audio visual  
Trace the strokes



**September** Oral Numeral 21 to 30 (Pg. No. 34 to 38)  
Written Read aloud with correct pronunciation  
of numeral  
Trace the strokes with the help of smart classes

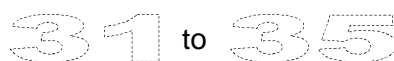


**October** **Revision of 2<sup>nd</sup> Term**

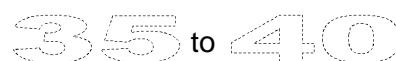
**Note: Refer to all the work done in book, notebook**

**3<sup>rd</sup> Term Assessment Syllabus**

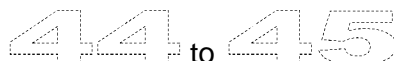
**October** Oral Numeral 31 to 35 (Pg. No. 39 to 40)  
Written Read aloud with the help of audio visual  
Trace the strokes



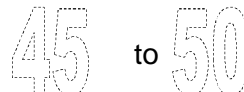
**November** Oral Numeral 35 to 40 (Pg. No. 41 to 43)  
Written Read aloud with correct pronunciation  
Practice strokes



**December** Oral Numeral 41 to 44 (Pg. No. 44 to 45)  
Written Correct Pronunciation with the help of smart classes  
Trace the strokes




**January** Oral Numeral 45 to 50 (Pg. No. 46 to 48)  
Written Correct pronunciation with the help of smart classes  
Trace the strokes



With the help of book and smart classes

**February** **Revision of 3<sup>rd</sup> Term**

**Note: Refer to all the work done in book, notebooks and worksheet**



## MORAL TEACHING

### 1<sup>st</sup> Term Assessment Syllabus

|              |  |   |
|--------------|--|---|
| <b>March</b> | Question 1<br>Answer<br>Question 2<br>Answer | Where is God?<br>God is everywhere<br>Who made us?<br>God made us   |
| <b>April</b> | 1<br><br>2                                   | We should respect our helpers (milkman, washer man, tailor, our made by some polite worlds)<br>Use Golden words<br>Thank you<br>Sorry<br>Please<br>Excuse me, welcome |
| <b>May</b>   | 1  | Show kindness to others by offering the elderly help in carry their bags and by the act of kindness.  |
| <b>July</b>  |  | Revision with the help of stories and audio visual  |


### 2<sup>nd</sup> Term Assessment Syllabus

|                  |        |   |
|------------------|--------|---|
| <b>July</b>      |        | God has made sun, moon and stars  |
| <b>August</b>    | 1<br>2 | Listen to others Ideas<br>Greet the people respectfully                               |
| <b>September</b> | 1<br>2 | Treat the people courteously<br>Listen to elderly people and follow their experiences |
| <b>October</b>   |        | <b>Revision</b>   |

### 3<sup>rd</sup> Term Assessment Syllabus

|                 |            |  |
|-----------------|------------|--|
| <b>October</b>  | 1          | Water is God's gift to us which is also used as a priceless medicine, so we should save water. |
| <b>November</b> | 1<br><br>2 | We should correct our self before correct others<br>Immediately<br>Give correct response       |
| <b>December</b> | 1          | Meet others with bright smile  |
| <b>January</b>  | 1          | Never tell a lie, we should speak the truth  |
| <b>February</b> |            | Revision of the above topics with the help of stories and audio visual                         |

**Note:** Children carefully observe how their parents speak and behave so, be polite and behave as well specially house hold helpers.




## GOOD AND CLEAN HABITS

### 1<sup>st</sup> Term Assessment Syllabus

|              |                  |  |
|--------------|------------------|--|
| <b>March</b> | 1<br>2<br>3<br>4 | Clean Personal Habits<br>Brush your teeth twice a day<br>Take a bath daily<br>Do not write on the desk<br>Wash your hands before and after eating food and after using the toilet as well. |
| <b>April</b> | 1<br>2<br>3      | Cleanliness of the Home<br>Keep your things in proper place<br>Drink boiled water<br>Cover all the food  |

|   |             |  |
|---|-------------|--|
| <b>May</b>  | 1<br>2      | Throw garbage in thrashcan.<br>Trim your nail in a week  |
| <b>July</b>   |             | Revision of the above topics with the help of audio visual   |
| <b><u>2<sup>nd</sup> Term Assessment Syllabus</u></b> |             |  |
| <b>July</b>   |             | We should wish each and every body whenever we meet  |
| <b>August</b>   | 1<br>2<br>3 | We should always wear body and clean clothes.<br>Do exercises regularly<br>We should always eat our food on time |
| <b>September</b>                                      | 1<br>2      | We should always be punctual to the School<br>Always speak truth   |
| <b>October</b>  |             | Revision with the help of stries and smart class   |
| <b><u>3<sup>rd</sup> Term Assessment Syllabus</u></b> |             |  |
| <b>October</b>  | 1           | We should always say please sorry and thank you to our class mates and to others.                                |
| <b>November</b>                                       | 1<br>2      | We should listen to our elders<br>We should keep our surrounding clean   |
| <b>December</b>                                       | 1<br>2      | Do not eat in class room<br>Do not throw bits of paper on the flner  |
| <b>January</b>  | 1<br>2      | We should always use hanker chief while coughing and sneezing.<br>We should not talk in Hindi in School campus.  |
| <b>February</b>                                       |             | <b>Revision by audio visual</b>  |




**TABLE MANNERS AT HOME**  
[Manners before Knowledge]

---

|   |             |   |
|---|-------------|---|
| <b><u>1<sup>st</sup> Term Assessment Syllabus</u></b> |             |   |
| <b>March</b>  | 1<br>2<br>3 | Wish Mummy and Daddy<br>Take good care of your toys<br>I must chew food well and eat slowly                             |
| <b>April</b>  | 1<br>2<br>4 | Hang your clothes in the cupboard (Good Morning)<br>Close the taps after use (Good Night)<br>I should not waste food    |
| <b>May</b>  | 1<br>2      | Sleep on time<br>Do your beds properly  |
| <b>July</b>   |             | <b>Revision by smart class</b>  |
| <b><u>2<sup>nd</sup> Term Assessment Syllabus</u></b> |             |   |
| <b>July</b>   |             | We Should eat food on time  |
| <b>August</b>   | 1<br>2      | I must lay nap kin on the table before eating food.<br>I should not lick finders while eating                           |
| <b>September</b>                                      | 1<br>2<br>3 | I must not talk when it is required<br>I must use spoon when it is required<br>I must wash hands before and after meals |
| <b>October</b>  |             | <b>Revision by audio visual (Smart Class)</b>   |

**3<sup>rd</sup> Term Assessment Syllabus**

|                 |   |  |
|-----------------|---|--|
| <b>October</b>  | 1 | Should not spit food on the table              |
|                 | 2 | Should not talk while eating                   |
| <b>November</b> | 1 | I should eat food happily whatever been served |
| <b>December</b> | 1 | Always use right hand on dining                |
|                 | 2 | Should not make sound while eating             |
| <b>January</b>  | 1 | We should not talk on dining                   |
|                 | 2 | We should thank God for the food he provides   |
| <b>February</b> |   | <b>Revision by audio visual</b>                |



**CONVERSATION**

**1<sup>st</sup> Term Assessment Syllabus**

|              |   |                                  |
|--------------|---|----------------------------------|
| <b>March</b> | 1 | My Self                          |
|              | 2 | My name is .....                 |
|              | 3 | I live in .....                  |
|              | 4 | I am .....                       |
|              |   | I study in .....                 |
| <b>April</b> | 1 | My class teacher's name is ..... |
|              | 2 | I study in Regency Public School |
| <b>May</b>   | 1 | How are you                      |
|              |   | I am good / fine Thank you       |
|              | 2 | I love my parents                |

**July** **Revision by smart class**

**2<sup>nd</sup> Term Assessment Syllabus**

|                  |            |  |
|------------------|------------|--|
| <b>July</b>      |            | What is the name of your School                                      |
| <b>August</b>    | Question 1 | What is the name of your country?                                    |
|                  | Answer     | India  |
|                  | Question 2 | How many colours are there in our national flag?                     |
|                  | Answer     | There are three colours in our national flag saffron white and green |
|                  | Question 3 | When do we celebrate Independence day?                               |
|                  | Answer     | 15 <sup>th</sup> August  |
| <b>September</b> | Question 1 | What is the name of your national flower?                            |
|                  | Answer     | Lotus  |
|                  | Question 2 | What is the name of your national animal? Tiger                      |

**October** **Revision with the help of audio visual**

**3<sup>rd</sup> Term Assessment Syllabus**


|                 |            |  |
|-----------------|------------|--|
| <b>October</b>  | Question 1 | What is our national bird?   |
|                 | Answer     | Peacock  |
| <b>November</b> | Question 1 | What is your father's name?  |
|                 | Answer     | My father's name is .....  |
|                 | Question 2 | What is your mother's name?  |
|                 | Answer     | My mother's name is .....  |
| <b>December</b> | Question 1 | How many days are there in a week? Name them   |
|                 | Answer     | There are 7 days in a week. Monday, Tuesday, Wednesday, Thursday, Friday, Saturday, Sunday |
|                 | Question 2 | What is the name of our Prime Minister?  |
|                 | Answer     | The name of our Prime Minister is .....  |



**January**      Question 1      How many months are there in a year? Name them  
 Answer      There are 12 months in a year, January, February, March,  
 April, May, June, July, August, September, October,  
 November, December

Question 2      What is the name of our President of India?  
 Answer      .....

**February**      **Revision with the help of smart class**



## **ART / CRAFT**

[Budding Artist, A book of Art and Activity]

### **1<sup>st</sup> Term Assessment Syllabus**

|              |                     |              |
|--------------|---------------------|--------------|
| <b>March</b> | Shapes              | (Pg. No. 2)  |
|              | An Apple            | (Pg. No. 3)  |
|              | Kite                | (Pg. No. 4)  |
| <b>April</b> | Find the right path | (Pg. No. 5)  |
|              | Brinjal             | (Pg. No. 6)  |
|              | Hungry Chicks       | (Pg. No. 7)  |
|              | Rat                 | (Pg. No. 8)  |
| <b>May</b>   | Flower              | (Pg. No. 9)  |
|              | The Sun             | (Pg. No. 10) |
|              | Tear & Paste        | (Pg. No. 11) |

**July**      **Revision with the help of audio visual**

### **2<sup>nd</sup> Term Assessment Syllabus**

|                  |   |                 |
|------------------|---|-----------------|
| <b>July</b>      | Paste the smily in your drawing note book |                 |
| <b>August</b>    | Hot air Balloons                          | (Pg. No. 13)    |
|                  | Our National Flan                         | (Pg. No. 14)    |
|                  | Colour by colour codes                    | (Pg. No. 15)    |
|                  | A ball                                    | (Pg. No. 16)    |
| <b>September</b> | Balloons                                  | (Pg. No. 17)    |
|                  | Dotted Umbrella                           | (Pg. No. 18)    |
|                  | Hut                                       | (Pg. No. 19)    |
|                  | Naughty cat                               | (Pg. No. 20)    |
| <b>October</b>   |   | <b>Revision</b> |
|                  | School bag                                | (Pg. No. 21)    |
|                  | Spot differences                          | (Pg. No. 22)    |

**Note – Refer to all the work done in books, note books with the help of audio visual**

### **3<sup>rd</sup> Term Assessment Syllabus**

|                 |                       |              |
|-----------------|-----------------------|--------------|
| <b>October</b>  | The lion              | (Pg. No. 23) |
| <b>November</b> | Cotton Bud impression | (Pg. No. 24) |
|                 | Cartoon (dog)         | (Pg. No. 25) |
| <b>December</b> | Impressive Yacht      | (Pg. No. 26) |
|                 | Tortoise              | (Pg. No. 27) |
|                 | Flower Pot            | (Pg. No. 28) |
| <b>January</b>  | Maze Fun              | (Pg. No. 29) |
|                 | Drawing by grid       | (Pg. No. 30) |
|                 | Nature                | (Pg. No. 31) |
| <b>February</b> |                       | (Pg. No. 32) |

**Note – Refer to all the work done in books, note books with the help of smart classes.j**

