

SYLLABUS

SESSION- 2022–2023

CLASS - L.K.G.

ENGLISH LANGUAGE

1st Term Assessment Syllabus

March

A to Z (Page No. 3 to 7)

April

Capital A to Z Vowels Pg. No. 8
Match the same letter

Note: Explanation of the topics from the book and note book.

I Unit test syllabus

Capital A to Z
Match the letter with the picture Encircle the correct picture that starts with the given letter:
Match the same letter

May

Capital A to Z
Vowels (Page No. 9 to 23)

July

Revision for 1st Term

Note: Explanation with the help of audio Visual (Smart Class)

Note: Refer to all the work done in the course book, note book and worksheets.

2nd Term Assessment Syllabus

August

Cursive a to l
Use of a /an (page No. 24 & 25)
Use of This/That (Page No. 26 & 27)
Use of These/Those (Page No. 28 & 29)
Two letter words
See the picture and write the first letter (in Cursive)

Exercises according to book and notebook

September

Cursive a to z
Two letter words
Three letter words

Revision for 2nd Term

From 1st Term

Vowels

Revision for 2nd Term

Note: Explanation with the help of audio Visual (Smart Class)

Note: Refer to all the work done in the course book, note book and worksheets

3rd Term Assessment Syllabus

October

Use of What (Page No. 30 & 31)
Use of And (Page No. 32)

November

Cursive a to z
Use of He / She (Page No. 33)
Use of His / Her (Page No. 34 & 35)

II Unit Test Syllabus

Cursive a to z
Four letter words
Use of And
Use of He / She

December

Opposite Words (Page No. 36)
Use of In On and Under (Page No. 37 & 38)

January

Use of Has /Have (Page No. 39)

From 2nd Term

February

Three letter words
Revision for 3rd Term**Note: Explanation with the help of audio Visual (Smart Class)****Note: Refer to all the work done in the course book, note book and worksheets****ENGLISH LITERATURE****1st Term Assessment Syllabus****March**English Reading:
Rhymes:
Dictation:
English Writing:Capital A to Z
Exercises from the book and notebook
From the book (Page No. 3 to 6)
Rain on the Grass (Page No. 1)
Capital A to Z (From the dictation notebook)
Stat Writing (Page No. 2, 3, 5 & 7)**April**English Reading:
English Rhymes:

English Dictation:
English Writing:Capital A to Z
Fill the missing letter
Circle the odd letter
From the book (Page No. 8, 9, 10, 11)
Jack Be Nimble and Row, Row your boat
(Page No. 2 & 3)
A to Z from the dictation note book
Start Writing (Page No. 9, 11, 13, 14, 15, 17 & 18)**Explanation of the topics from the book and note book****I Unit Test Syllabus**English Reading:
English Rhyme:

English Diction:Capital A to Z
Circle the odd letter & Fill the missing letters
From the book (Page No. 3 to 6)
Rain on the Grass (Page No. 1)
Jack Be Nimble (Page No. 2)
A to Z (From the dictation notebook)**May**English Writing:
English Reading:
English Rhymes:

English Dictation:Capital A to Z
Vowels
Start Writing (Page No. 21, 23, 25 & 27)
From the book (Page No. 12, 16 & 17)
I have a little nose (Page No. 4)
Peter, Peter Pumpkin Eater (Page No. 5)
From the dictation notebook**July****Revision for 1st Term****Note: Explanation with the help of audio Visual (Smart Class)****Refer to all the work done in the course book, notebook and worksheet****2nd Term Assessment Syllabus****August**English Writing:
English Reading:
English Rhymes:

English Dictation:Cursive a to l
Two letter words
Start Writing (Page No. 4, 6, 8, 10, 12, 16, 19)
From the book (Page No. 18, 19, 20 & 21)
Humpty Dumpty (Page No. 6)
Ding, Dong, Bell (Page No. 7)
From the dictation notebook**September**English Writing:
English Reading:
English RhymesCursive a to z, See the picture and write 5 words &
Three letter words
Start Writing (Page No. 2, 22, 24, 26, 28, 29)
From the book (Page No. 22, 23 & 24)
Polite words (Page No. 8)
Teddy Bear, Teddy Bear (Page No. 9)

English Dictation: From the dictation notebook

Note: Explanation with the help of audio Visual (Smart Class)

Refer to all the work done in the course book, notebook and worksheet

Revision for 2nd Term

3rd Term Assessment Syllabus

October

English Writing: Circle the odd words
 English Reading: Cursive a to z
 English Rhymes: Four letter words
 English Dictation: Start Writing (Page No. 30, 31, 32, 33, 34 & 35)
 From the book (Page No. 26, 28 & 30)
 Hey Diddle Diddle (Page No. 10)
 From the dictation notebook

November

English Writing: Cursive a to z
 English Reading: Four letter words
 English Rhymes: Start Writing (Page No. 36 to 50)
 From the book (Page No. 34, 36 & 37)
 Betty Butter (Page No. 11)
 A baby (Page No. 12)
 English Dictation: From the dictation notebook

II Unit Test Syllabus

English Reading: Cursive a to z
 English Rhymes: Four letter words
 Circle the odd words
 From the book (Page No. 26, 28 & 34)
 Hey Diddle Diddle (Page No. 10)
 Betty Botter (Page No. 11)
 English Dictation: From the dictation notebook

December

English Writing: Four letter words
 English Reading: Cursive a to z
 English Rhymes: Start Writing (Page No. 51 to 60)
 Start Writing (Page No. 28 to 33)
 Hot Cross Buns (Page No. 13)
 English Dictation: From the dictation notebook

From 1st Term

Three letter words (From the dictation notebook)

January

English Writing: Four letter words
 English Reading: Start Writing (Page No. 61 to 75)
 English Rhymes: From the book (Page No. 34, 39 & 40)
 Hot cross Buns (Page No. 13)
 Two Little Dicky Birds (Page No. 4)
 English Dictation: From the dictation notebook

February

Story (The Fox and the Grapes)
Revision for 3rd Term

From 1st Term

Three letter words

Note: Explanation with the help of audio Visual (Smart Class)

Note: Refer to all the work done in the course book and note book and worksheet



HINDI LANGUAGE**1st Term Assessment Syllabus****March**

वर्णमाला का परिचय (Page No. 3)

स्वर अ से अः

व्यंजन क से ङ (Page No. 4)

April

व्यंजन च से म (Page No. 4)

क्या भूले क्या याद रहा (Page No. 5, 6)

I Unit Test Syllabus

अ से अः

चित्र पहचानकर पहला अक्षर लिखिए

चित्र देखकर सही वर्ण से मिलाइये

असमान अक्षर पर गोला बनाइये

May

व्यंजन य से ज्ञ (Page No. 6)

व्यंजन क से ज्ञ

वर्णमाला (Page No. 7, 8, to 9)

दो अक्षरों से बने अमात्रिक शब्द (Page No. 10, 11 & 18)

July**Revision for 1st Term****Note: Explanation with the help of audio Visual (Smart Class)****Note: Refer to all the work done in the course book and note book worksheets****2nd Term Assessment Syllabus****August**

व्यंजन क से ज्ञ

तीन अक्षरों से बने अमात्रिक शब्द (Page No. 19, 20, 21, 22 & 27)

चित्र देखकर वाक्य पूरे कीजिए

September

तीन अक्षरों से बने शब्द

चित्र पहचानकर छूटे हुए अक्षर लिखिए

Revision for 2nd Term**Note: Refer to all the work done in the course book, note book and worksheets****Explanation with the help of audio Visual (Smart Class)****3rd Term Assessment Syllabus****October**

अ से ज्ञ तक

चार अक्षरों से बने अमात्रिक शब्द (Page No. 28 & 29)

November

अ से ज्ञ तक

चार अक्षरों से बने शब्द (Page No. 33 & 35)

2nd Unit Test Syllabus

अ से ज्ञ तक

चार वर्णों से बने शब्द, जोड़कर लिखो

चित्र की सहायता से वाक्य पूरे करो

Exercises according to book and note book

December

अ से ज्ञ तक

चार वर्णों से बने शब्द

From 2nd Term

तीन वर्णों से बने शब्द

Exercises according to book and note book and worksheet

January

अ से ज्ञ तक

चार वर्णों से बने शब्द


From the book (रचनात्मक कार्य) Page No. 36

कविता-पवन (Page No. 37)

क्या भूले क्या याद रहा (Page No. 39 to 40)

February**Revision for 3rd Term**

**Note: Refer to all the work done in the course book, note book and worksheets
Explanation with the help of audio Visual (Smart Class)**



HINDI LITERATURE

1ST Term Assessment Syllabus

March

	अ से अ:	Exercises according to book and note book
Reading:	मेरा घर	From the book (Page No. 3 & 4)
Rhymes:	अ से अ: तक	(Page No. 17)
Dictation:	From the dictation notebook	
Writing:	शब्द लेखन	(Page No. 4, 5 & 15)

April

	क से म	Exercises according to book and note book
Reading:	सही मिलान करो	From the book (Page No.7 & 8)
Rhymes:	सूरज, चाँद तारे	(Page No. 18)
Dictation:	बादल	(Page No. 19)
Writing:	अ से म तक	
	शब्द लेखन	(Page No. 8 to 14)

I Unit Test Syllabus

May

	अ से म तक	Exercises according to book and note book
Reading:	सही मिलान करो	(Page No. 3, 4, 7 & 8)
Rhymes:	मेरा घर	
Dictation:	सूरज, चाँद तारे	
	अ से म तक (from the dictation notebook)	
	य से ज्ञ तक	
	अ से ज्ञ तक	
	दो वर्णों से बने अमात्रिक शब्द	
Reading:	Exercises according to book and note book	
Rhymes:	From the book	(Page No. 11, 12 & 13)
Dictation:	मम्मी पापा	(Page No. 20)
	कोयल	(Page No. 21)
Writing:	अ से ज्ञ	
	दो वर्णों से बने शब्द	
	शब्द लेखन	(Page No. 16 to 20)

July

Revision for 1st Term

**Note: Explanation with the help of audio Visual (Smart Class)
Refer to all the work done in the course book, note book and worksheets**

2nd Term Assessment Syllabus

August

	क से ज्ञ तक	Exercises according to book and note book
Reading:	तीन वर्णों से बने अमात्रिक शब्द	From the book (Page No.19 & 20)
Rhymes:	तितली	(Page No. 22)
Dictation:	उपर पंखा चलता है	(Page No. 23)
	दो वर्णों के शब्द	
	तीन वर्णों के शब्द	
	(From the dictation notebook)	
Writing:	शब्द लेखन	(Page No. 21 to 27)

September

	दो वर्णों से बने शब्द (From the book Page No. 17)	
Reading:	तीन वर्णों के शब्द	(Page No. 25)
Rhymes:	From the book	(Page No. 21 & 22)
	विनती	(Page No. 24)
	चंदा मामा	(Page No. 25)

Dictation: तीन वर्णों के बने शब्द
 Writing: शब्द लेखन (Page No. 28 to 36)

Revision for 2st Term

Refer to all the work done in the course book, note book and worksheets

Note: Explanation with the help of audio Visual (Smart Class)

3rd term Assessment Syllabus

October

चार वर्णों से बने शब्द
 Exercises according to book and note book
 Reading: From the book (Page No.34 & 36)
 Rhymes: मैं गाँधी बन जाऊँ (Page No. 26)
 मेढ़क चला बजार (Page No. 27)
 Dictation: चार वर्णों से बने शब्द
 (From the dictation notebook)
 Writing: शब्द लेखन (Page No. 37 to 40)

November

चार वर्णों से बने शब्द
 Exercises according to book and note book
 Reading: From the book (Page No.31 & 32)
 Rhymes: पिकनिक (Page No. 28)
 पुस्तक (Page No. 29)
 Dictation: चार वर्णों से बने शब्द
 (From the dictation notebook)
 Writing: शब्द लेखन (Page No. 41 to 45)

II Unit Test Syllabus

चार वर्णों से बने शब्द
 Exercises according to book, note book and worksheets
 असमान शब्द पर गोला बनाओ
 Reading: From the book (Page No. 23, 24 & 31)
 Dictation: तीन, चार वर्णों के शब्द
 (From the dictation notebook)
 Rhymes: मैं गाँधी बन जाऊँ
 पिकनिक

From 2nd Term

December

तीन वर्णों से बने शब्द
 Exercises according to book, note book and worksheets
 Reading: From the book (Page No.14 & 15)
 Dictation: चार वर्णों से बने शब्द
 Rhymes: भालू की शादी (Page No.30)
 मेरे दादा (Page No.31)
 Writing: शब्द लेखन (Page No. 46 to 51)

January


तीन वर्णों से बने शब्द
 चार वर्णों से बने शब्द
 Reading: From the book (Page No.31, 32 & 38)
 Dictation: तीन, चार वर्णों के शब्द
 Writing: शब्द लेखन (Page No. 52 to 56)
 Story: लालच बुरी बला है।

February

Revision for 3rd Term

Note: Explanation with the help of audio Visual (Smart Class)

Refer to all the work done in the course book, notebook and worksheets



MATHEMATICS

1st Term Assessment Syllabus

March

Topics

- Learning the position (Page no. 3 to 5)
 From the book (Number Power) (Page no. 2 to 11)

2. Understanding comparisons (Page no. 6 to 12)
Table of 2, Ascending and descending order

April Topics

3. The Numbers (Page no. 13 to 25)
4. Comparison of Numbers (Page no. 26 to 28)
From the book (Number Power) (Page no. 12 to 17)
Table of 3
Number Names 1 to 10

I Unit test Syllabus

1 to 100 counting (in written)

Number Names

Table of 2

May Topics

5. Shapes (Page no. 29 to 31)
From the book (number power) (Page no. 18 to 24)
Table of 4

July

Revision for 1st Term

(Refer to all the work done in books, note book and work sheet)

2nd Term Assessment Syllabus

August Topics

6. Before, After and Between (Page no. 33 & 34)
7. Orders of position (Page no. 35 to 37)
From the book (Number Power) (Page no. 25 to 35)
Table of 5
Number Names 11 to 20

September Topics

8. Adding numbers (Page no. 38 to 43)
9. Subtracting numbers (Page no. 44 to 49)
From the book (Number Power) (Page no. 36 to 40)
Table of 6
Days and weeks, Ascending and descending order

Revision for 2nd Term

3rd Term Assessment Syllabus

October Topics

10. Multiplication (Page no. 50 to 53)
From the book (Number Power) (Page no. 41 to 50)
Table of 7
Number names 21 to 50

November Topics

11.	Division From the book (Number Power)	(Page no. 54 & 55) (Page no. 51 to 54)
	Table of 8	

II Unit Test Syllabus

Topics	Table of 8
	Days of the week
	Addition and subtraction

December Topics

12.	Numbers from 11 to 100 From the book (Number Power)	(Page no. 56 to 68) (Page no. 55 to 58)
	Table of 9	
	Number Names 51 to one hundred	

January Topics

13.	Time From the book (Number Power)	(Page no. 68 to 70) (Page no. 59 to 64)
	Table of 10	
	Months of the year, Ascending and descending order	

February**Revision for 3rd Term****ENVIRONMENTAL STUDIES****1ST Term Assessment Syllabus****March**

All About Me (Page No. 3)

AprilMy Family (Page No. 4–5)
My Bathroom (Page No. 6–7)
In the Kitchen (Page No. 8)**I Unit Test Syllabus****May**All About Me
My Bathroom
In the Park (Page No. 9)
Wild Animals (Page No. 10–11)**July****Revision for 1st Term****Note: Refer to all the work done in the course book, note book and worksheets****2nd Term Assessment Syllabus****August**From Animals (Page No. 12–13)
Birds (Page No. 14–15)**September**Our Food (Page No. 16–17)
Fruits (Page No. 18 –19)**Revision for 2nd Term****Note: Refer to all the work done in the course book note book and worksheet****3rd Test Assessment Syllabus****October**

Vegetables (Page No. 20 –21)

NovemberModes of Transport (Page No. 22–23)
Our Helpers (Page no. 24 - 25)**2nd Unit Test syllabus**Vegetables
Modes of Transport**December**Action Words (Page No. 26–27)
Games (Page No. 28–29)**January**Colours (Page No. 30–31)
Shapes (Page No. 32)**February****Revision for 3rd Term****Note: Refer to all the work done in the course book note book and worksheet****COMPUTER (ORAL)****1st Term Assessment Syllabus****March**

Introduction to Computer (Page No. 3)

April

Parts of Computer (Page No. 5)

May

Basic parts of Computer (Page No. 8)

July**Revision for 1st Term****2nd Term Assessment Syllabus****August**

Storage Devices of Computer (Page No. 19)

September

Uses of Computer (Page No. 21)

Revision for 2nd Term**3rd Term Assessment Syllabus****October**

Input Devices / output Devices (Page No. 24)

November


Computer Manners (Page No. 29)

December

Other parts of Computer (Page No. 15)

January

Computer at a glance (Page No. 32)

February**Revision for 3rd Term****Art & Craft****1st Term Assessment Syllabus****March**

Page No. 3 and 4

April

Page No. 5 to 9

May

Page No. 10 to 15

July

Page No. 16 to 19

2nd Term Assessment Syllabus**August**

Page No. 20 to 25

September

Page No. 26 to 30

3rd Term Assessment Syllabus**October**

Page No. 31 to 33

November

Page No. 34 to 36

December

Page No. 37 to 38

January

Page No. 39 to 40

February**Revision**